

LIGHT WATERFALL





INTENTION



INTENTION






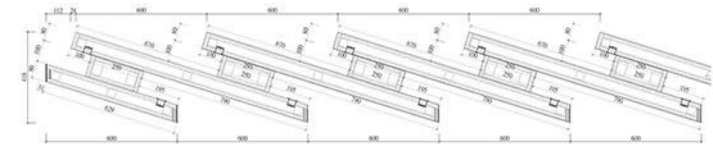
LIGHT WATERFALL



REAL SCENE

This is a show and sales space. We take part in architectural, interior, FF&E as well as landscape design aiming at to integrate the interior, architectural and landscape design together to form a show and experience area like art museum.

Water is the theme in this case. The architectural design conveys the relation of water, architecture and nature by a transparent concept. The interior is show area and meeting area which is separated by a dimensional lattice wall. Aside the meeting area is a water pond surrounded by continuous glass wall, which becomes the key interior landscape.



Light waterfall is a show and sales space. We are involved in the architecture, interior design, soft outfit engineering and landscape design. This is an art form showing space with water as the theme. The designer tries to integrate the interior, architecture and landscape into a whole and present the state of water in different ways.



DESIGN CONCEPT


1. Light Waterfall

On the facade of the building, we designed a light water curtain wall to echo the theme of "water". The water curtain wall of the light is composed of LED lights. After the running of the lamp, it forms the effect of water curtain.



Light fluid dynamic water falls, and the real flow of water in the landscape pool as a photograph echo and combine, let people feel in different water present ways to design an art form of display space.

The water curtain wall has two surfaces, one is the exterior elevation of the architecture and the other is the interior background wall.





DESIGN CONCEPT

2. The road of spiritual precipitation

A large pool is designed in front of the architecture and it looks like that the whole building is floating on the water. A 50 meter corridor cuts surface of the pool, from the middle of the road to the water, and a viewing platform was set up. Hope to give visitors a heart to feel the design of our entire building.



DESIGN CONCEPT




3. Flexagon Feeling Marble Wall

Before accessing the entrance, the guests pass a 16-meter-high entrance of light marble wall. It is so high and its side surface looks like a flexagon from distance. Entering the compacted corridor from the open exterior space, then enter the open interior area, which forms a rhythm of compact and open space.



FLEXAGON FEELING MARBLE WALL



The interior is show area and meeting area which is separated by a dimensional lattice wall. Aside the meeting area is a water pond surrounded by continuous glass wall, which becomes the key interior landscape.

